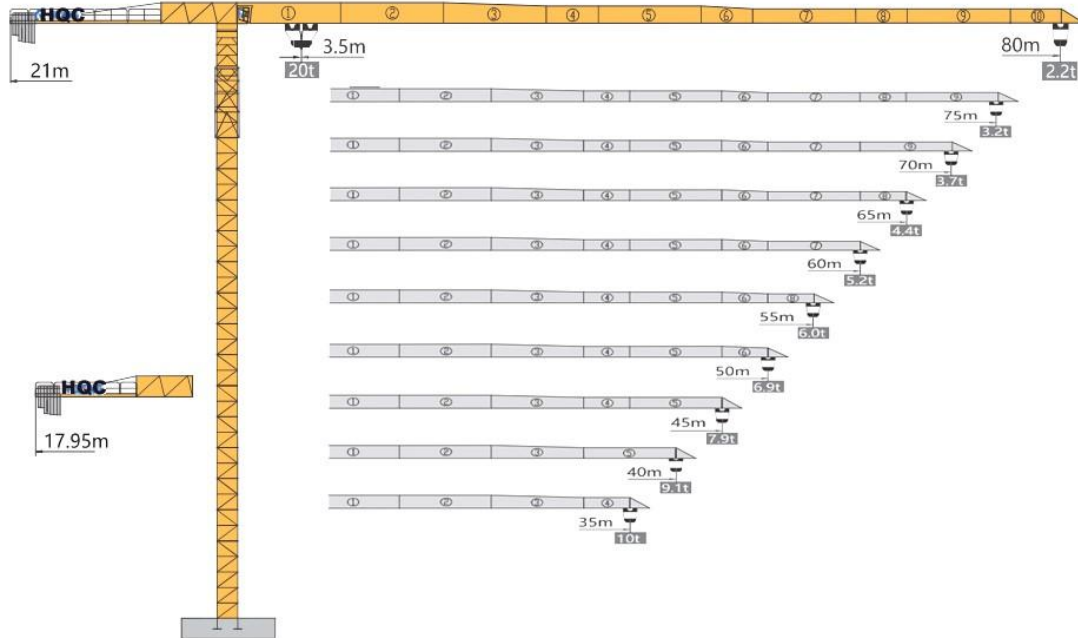


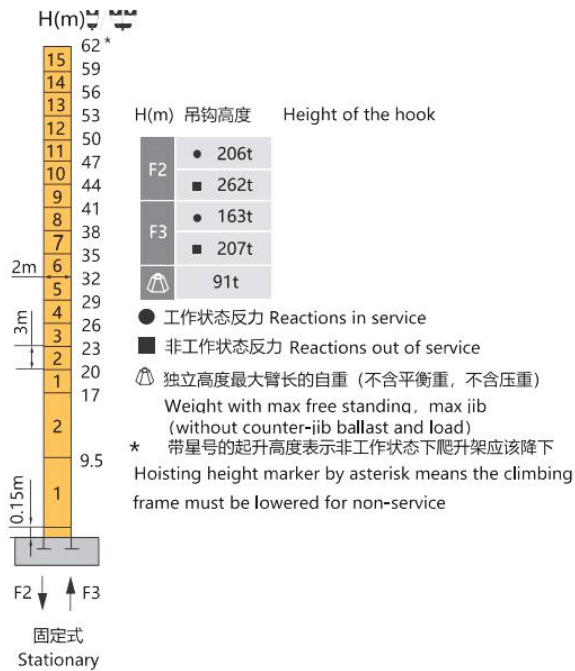
HAMMER HEAD TYPE TOPLESS TOWER CRANE XGT8022-20S



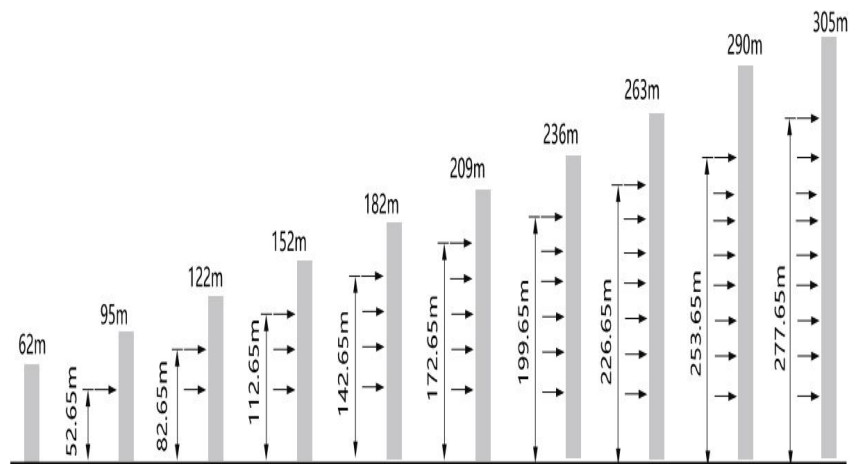
外形尺寸 Dimensions



技术状态 Status



附着 Anchorages



起重特性 Load Diagrams

起重臂 Jib R(m)	α	R _{min} m	R(C _{max}) m	C _{max} kg	幅度 (m) / 起重量 (kg)														
					15	20	25	30	35	40	45	50	55	60	65	70	75	80	
80		3.5	26.80	10000	10000				7383	6198	5310	4619	4066	3613	3236	2917	2644	2407	2200
		3.5	11.44	20000	14842	10659	8207	6548	5363	4475	3783	3230	2778	2401	2082	1809	1572	1364	
75		3.5	28.24	10000	10000				9361	7894	6794	5938	5253	4396	4226	3831	3493	3200	
		3.5	14.17	20000	18797	13663	10582	8528	7061	5961	5105	4421	3861	3394	2999	2660	2367		
70		3.5	29.56	10000	10000				9843	8307	7155	6259	5543	4956	4467	4054	3700		
		3.5	14.83	20000	19761	14386	11161	9010	7475	6323	5427	4710	4124	3635	3221	2867			
65		3.5	31.62	10000	10000				8949	7717	6758	5992	5365	4842	4400				
		3.5	15.86	20000	20000	15509	12059	9759	8116	6884	5926	5159	4532	4009	3567				
60		3.5	33.59	10000	10000				9562	8253	7235	6421	5755	5200					
		3.5	16.85	20000	20000	16582	12918	10475	8729	7421	6403	5588	4922	4367					
55		3.5	34.83	10000	10000				9947	8590	7535	6690	6000						
		3.5	17.47	20000	20000	17255	13456	10923	9114	7757	6702	5858	5167						
50		3.5	35.78	10000	10000				8851	7767	6900								
		3.5	17.95	20000	20000	17778	13875	11272	9413	8019	6934	6067							
45		3.5	36.33	10000	10000				9000	7900									
		3.5	18.23	20000	20000	18076	14113	11471	9583	8168	7067								
40		3.5	36.69	10000	10000				9100										
		3.5	18.41	20000	20000	18275	14271	11603	9697	8267									
35		3.5	35.00	10000	10000														
		3.5	17.56	20000	20000	17348	13530	10985	9167										
30		3.5	30.00	10000	10000														
		3.5	19.23	20000	20000	19170	14988	12200											

传动机构 Mechanisms

传动机构 Mechanisms	图例 Legend	型号 Model	速度 (m/min) Speed	起重量 (t) Hoist Weight	容绳量 (m) Rope Capacity	功率 (kW) Power
起升 Hoisting		90JLF50Z	0-45 0-65 0-90	10 5 2.5	610 >610*	90
变幅 Trolleying		11JXF10		0-65m/min		11
回转 Slewing		JH2CT6		0-0.7r/min		2x9
行走 Travelling		RT		0-25m/min		4x5.2
电源 Main Supply					440V; 60HZ; 3P / 380V; 50HZ; 3P	
总功率 (不含顶升和行走) Gross Power (Excuding climbing and travelling)						119kW

配重配置 Ballast

配重配置 Counter-jib Ballast			3320-1600	
(m)	(m)	(kg)	PZ3320	PZ1600
80	21	19800	5	2
75	21	19800	5	2
70	21	18200	5	1
65	21	18200	5	1
60	21	16600	5	0
55	21	14880	4	1
50	21	13280	4	0
45	17.95	18200	5	1
40	17.95	14880	4	1
35	17.95	11560	3	1
30	17.95	11560	3	1