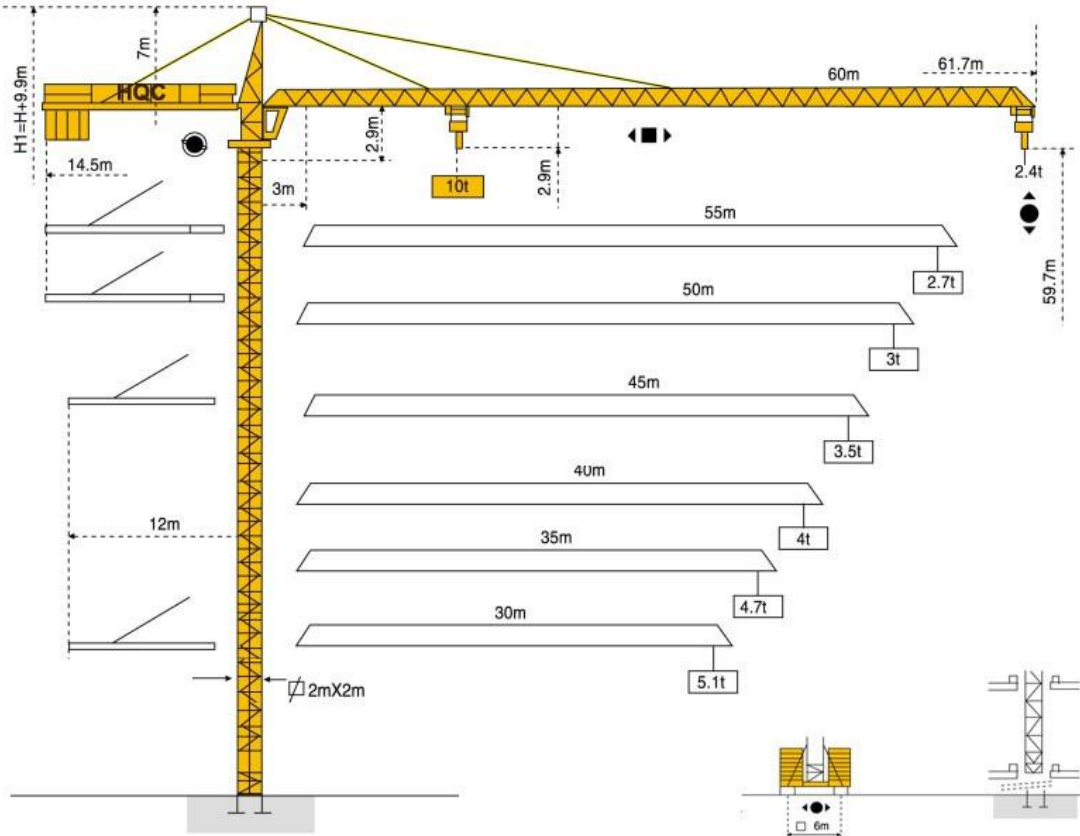


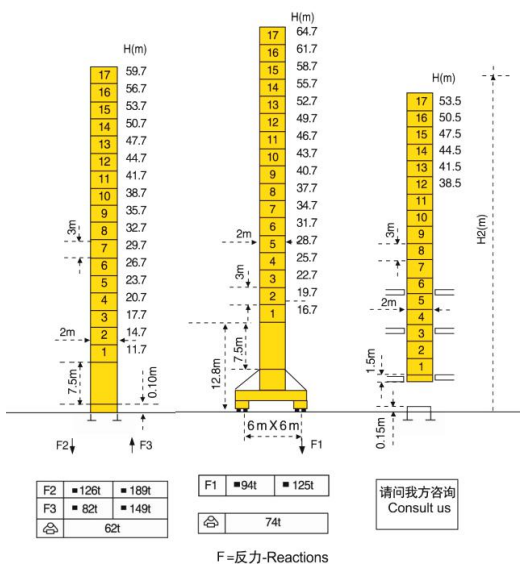
# HAMMER HEAD TYPE TOPKIT TOWER CRANE TC6024



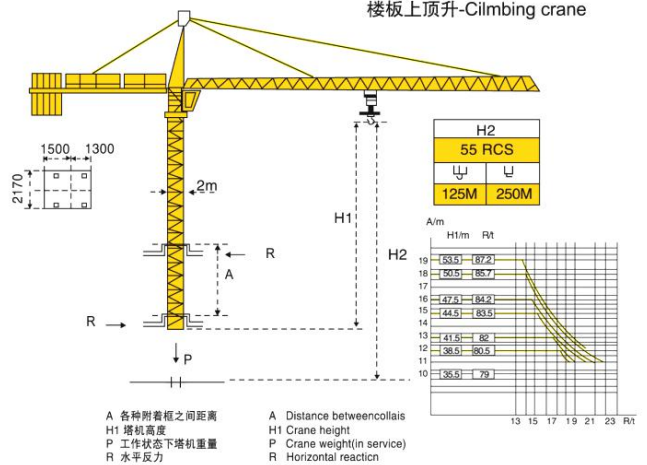
## 外形尺寸 Dimensions



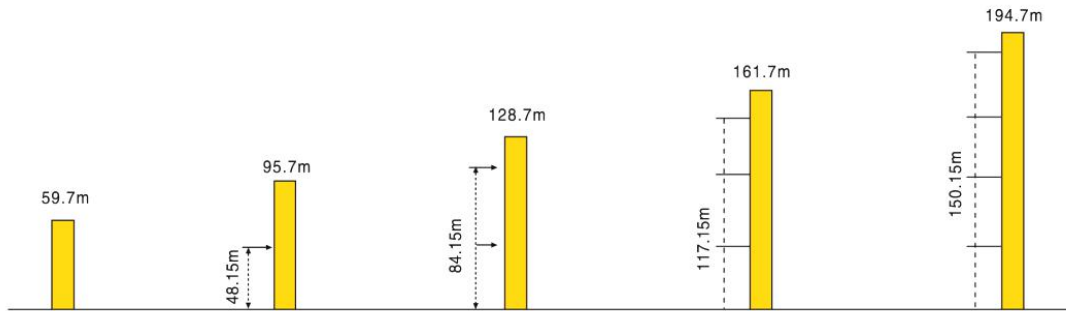
## 技术状态 Status



## 楼板上顶升-Climbing crane



## 附着 Anchorages



## 起重特性 Load Diagrams

起重臂 (m) jib	R <sub>min</sub>	R(C <sub>max</sub> )	C <sub>max</sub>	幅度 (m) Range										
				15	20	25	30	35	40	45	50	55	60	
60m		3.1m	32m	5t	5000			5000	4569	3914	3408	3004	2674	2400
		3.1m	16.6m	10t	10000	8049	6173	4936	4059	3405	2898	2494	2194	1890
55m		3.1m	32.3m	5t	5000			5000	4569	3914	3408	3004	2674	
		3.1m	16.6m	10t	10000	8049	6173	4936	4059	3405	2898	2494	2194	
50m		3.1m	32.3m	5t	5000			5000	4565	3910	3404	3000		
		3.1m	16.58m	10t	10000	8040	6165	4929	4055	3400	2895	2490		
45m		3.1m	33.08m	5t	5000				4688	4018	3500			
		3.1m	16.96m	10t	10000	8260	6341	5075	4178	3508	2990			
40m		3.1m	33.07m	5t	5000				4687	4018				
		3.1m	16.96m	10t	10000	8260	6340	5075	4177	3508				
35m		3.1m	33.08m	5t	5000				4687					
		3.1m	16.9m	10t	10000	8260	6340	5075	4177					
30m		3.1m	33m	5t	5000									
		3.1m	16.9m	10t	10000	8260	6341	5075						

## 传动机构 Mechanisms

机构 Mechanisms	图例 Example	机构代号 Model	速度 (m/min) Speed	起重量 (t) Hoist Weight	容绳量 (m) Rope Capacity	功率 Power	
起升 Hoisting		55RCS25		8.5	5	500M >500 *	40.5kW
				40	2.5		
				80	2.5		
				4.2	10		
				20	5		
				40	5		
变幅 Trolleying		5D3V4	50/25m/min			3.7kW	
回转 Slewing		RCV145	0~0.6r/min			2×4.4kW	
行走 Travelling		RT544A12V	12/24m/min			4X5.2kW	
电源 Main supply				380V(+/-10%),50Hz / 440V(+/-10%),60Hz			
总功率 (不含顶升和行走) Gross power (excluding top-lifting and travelling)						75 kW	

