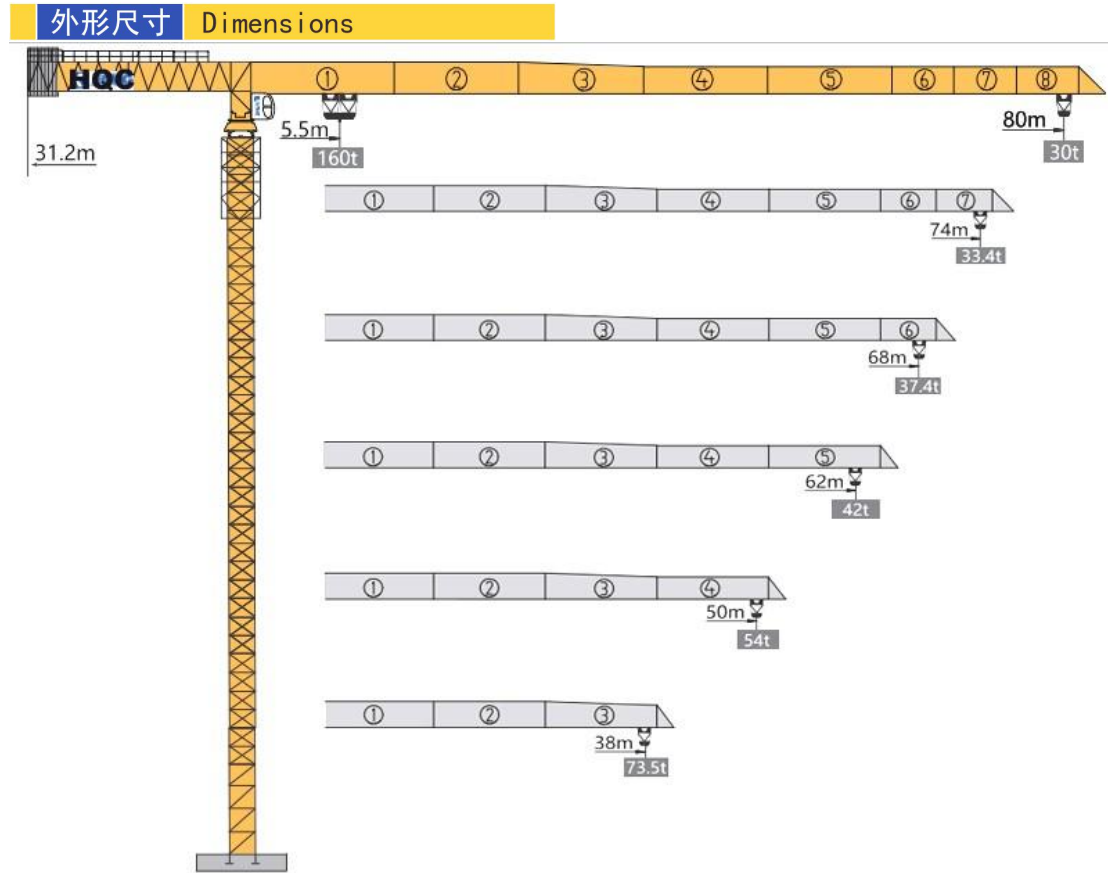
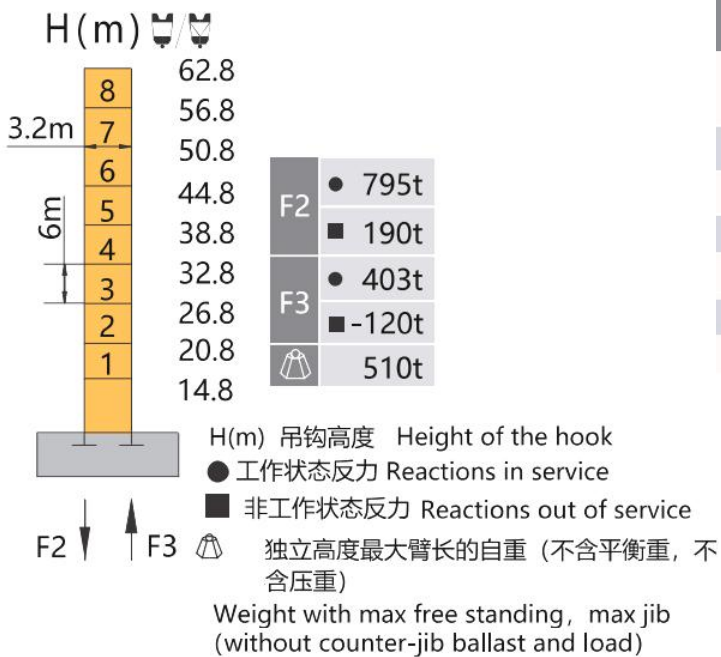


SUPER HEAVY TYPE TOPLESS TOWER CRANE XGT2800



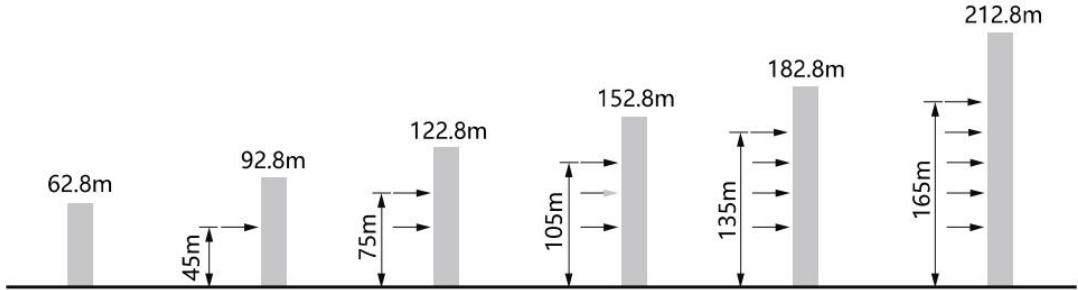
技术状态 Status



配重配置 Ballast

配重配置 Counter-jib Ballast		13500-11500-8000			
△ (m)	■ (m)	⊙ (kg)	PZ13500	PZ11500	PZ8000
80	31.2	119500	8	1	0
74	31.2	116000	8	0	1
68	31.2	108000	8	0	0
62	31.2	103000	7	0	1
50	31.2	87000	5	1	1
38	31.2	67500	5	0	0

附着 Anchorages



起重特性 Load Diagrams

R (m)	α	起重臂 jib		C _{max}	幅度 (m) / 起重重量 (kg) Range(m) / Loading (kg)													
		R _{min}	R(C _{max})		20	25	30	38	40	45	50	55	62	68	70	74	80	
80	4	5.5	33.8	80000														
	8	5.5	17.0	160000	134000	104800	85330	64840	61000	52880	46400	41090	35090	30940	29710	27450	24500	
74	4	5.5	34.1	80000														
	8	5.5	17.2	160000	135630	106100	86420	65700	61810	53610	47050	41680	35620	31420	30180	27900		
68	4	5.5	34.5	80000														
	8	5.5	17.4	160000	137260	107400	87500	66550	62630	54330	47700	42270	36140	31900				
62	4	5.5	34.8	80000														
	8	5.5	17.5	160000	138350	108280	88230	67130	63170	54820	48140	42670	36500					
50	4	5.5	35.0	80000														
	8	5.5	17.6	160000	139250	109000	88830	67600	63620	55220	48500							
38	4	5.5	35.1	80000														
	8	5.5	17.7	160000	140000	109600	89330	68000										

传动机构 Mechanisms

机构 Mechanisms	图例 Legend	型号 Model	速度 (m/min) Speed	起重重量 (t) Hoist Weight	容绳量 (m) Rope Capacity	功率 (kW) Power	
起升 Hoisting	▲ ● ▼	185LVF200B	双小车 8倍率	0~5	160	1200	185
				0~9	66		
				0~17.5	22		
			单小车 4倍率	0~10	80		
				0~18	33		
				0~35	11		
变幅 Trolleying	◀▶	55JXF75	0-40m/min			55	
回转 Slewing	⦿	JH10C	0-0.3r/min			4×18.5	
行走 Travelling	◀▶ ▲ ● ▼	*	*			*	
电源 Main Supply				440V;60HZ;3P / 380V;50HZ;3P			
总功率 (不含顶升和行走) Gross Power (Excluding climbing and travelling)				314kW			