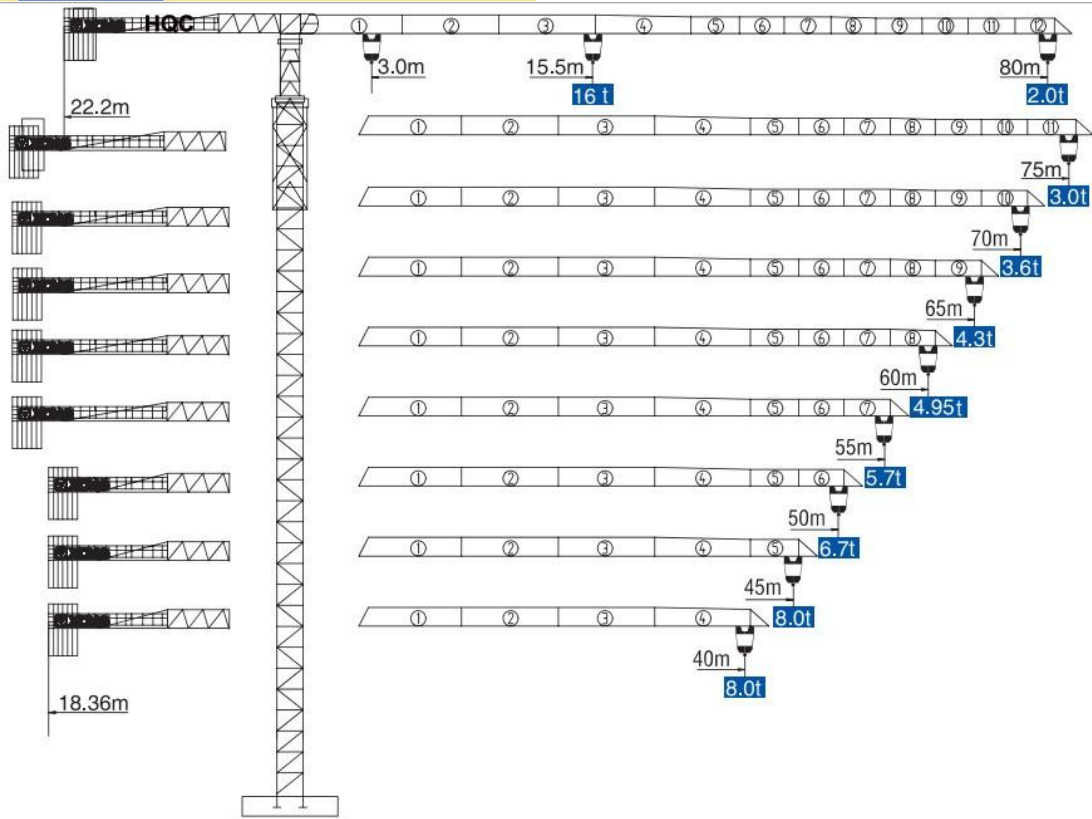


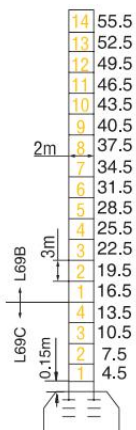
# HAMMER HEAD TYPE TOPLESS TOWER CRANE XGT8020



## 外形尺寸 Dimensions

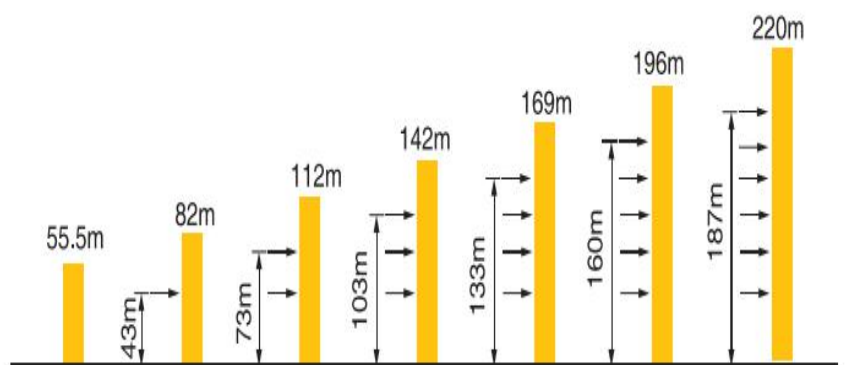


## 技术状态 Status



● 工作状态 In service ■ 非工作状态 Out of service  
 ⚠ 不含平衡重最大臂长最大工作高度时的自重  
 Without load and ballast with longest jib and maximum height

## 附着 Anchorages



★ 如需达到更高的高度, 请与我们联系! For greater heights, consult us!

起重特性		Load Diagrams													
起重臂 (m) jib		R <sub>min</sub>	R (C <sub>max</sub> )	C <sub>max</sub>	幅度 (m) Range										
					20	30	40	45	50	55	60	65	70	75	80
80m		3.0	29.0	8.0t	8000	7710	5426	4664	4055	3557	3142	2790	2489	2228	2000
		3.0	15.5	16t	12085	7517	5233	4471	3862	3364	2948	2597	2296	2035	1806
75m		3.0	35.2	8.0t	8000	6872	5950	5213	4609	4106	3680	3316	3000		
		3.0	18.8	16t	14978	9446	6679	5757	5019	4416	3913	3487	3122	2806	
70m		3.0	37.3	8.0t	8000	7369	6392	5610	4970	4437	3986	3600			
		3.0	19.9	16t	15972	10108	7176	6199	5417	4777	4244	3793	3406		
65m		3.0	39.4	8.0t	8000	7878	6844	6017	5341	4777	4300				
		3.0	21.1	16t	16000	10787	7685	6651	5824	5147	4583	4106			
60m		3.0	40.5	8.0t	8000		7075	6225	5529	4950					
		3.0	21.7	16t	16000	11133	7944	6882	6032	5336	4756				
55m		3.0	41.5	8.0t	8000		7283	6412	5700						
		3.0	22.2	16t	16000	11445	8179	7090	6219	5506					
50m		3.0	43.0	8.0t	8000		7602	6700							
		3.0	23.0	16t	16000	11924	8538	7409	6506						
45m		3.0	45.0	8.0t	8000										
		3.0	24.0	16t	16000	12519	8985	7806							
40m		3.0	40.0	8.0t	8000										
		3.0	24.8	16t	16000	12948	9306								

### 传动机构 Mechanisms

机构 Mechanisms	图例 Example	机构代号 Model	速度 (m/min) Speed	起重量 (t) Hoist Weight	容绳量 (m) Rope Capacity	功率 Power
起升 Hoisting		65JLF40F	0-80	2.8	650 >650*	65kW
			0-56	5.6		
			0-40	8		
			0-40	5.6		
			0-28	11.2		
			0-20	16		
变幅 Trolleying		7.5JXF8	0-65 m/min			7.5kW
回转 Slewing		JH12CT	0-0.65 r/min			3×7.5kW
电源 Main supply					380V/50Hz; 440V/60Hz	
总功率 (不含顶升) Gross power (excluding top-lifting)					110 kW	

### 配重配置 Ballast

Counter-jib ballast		4900 - 3900 - 2450			
			PZ4900	PZ3900	PZ2450
80m	22.2m	24950	3	2	1
75m	22.2m	24950	3	2	1
70m	22.2m	24950	3	2	1
65m	22.2m	23500	4	1	0
60m	22.2m	22500	3	2	0
55m	22.2m	21050	3	1	1
50m	18.36m	27400	4	2	0
45m	18.36m	25950	4	1	1
40m	18.36m	23500	4	1	0