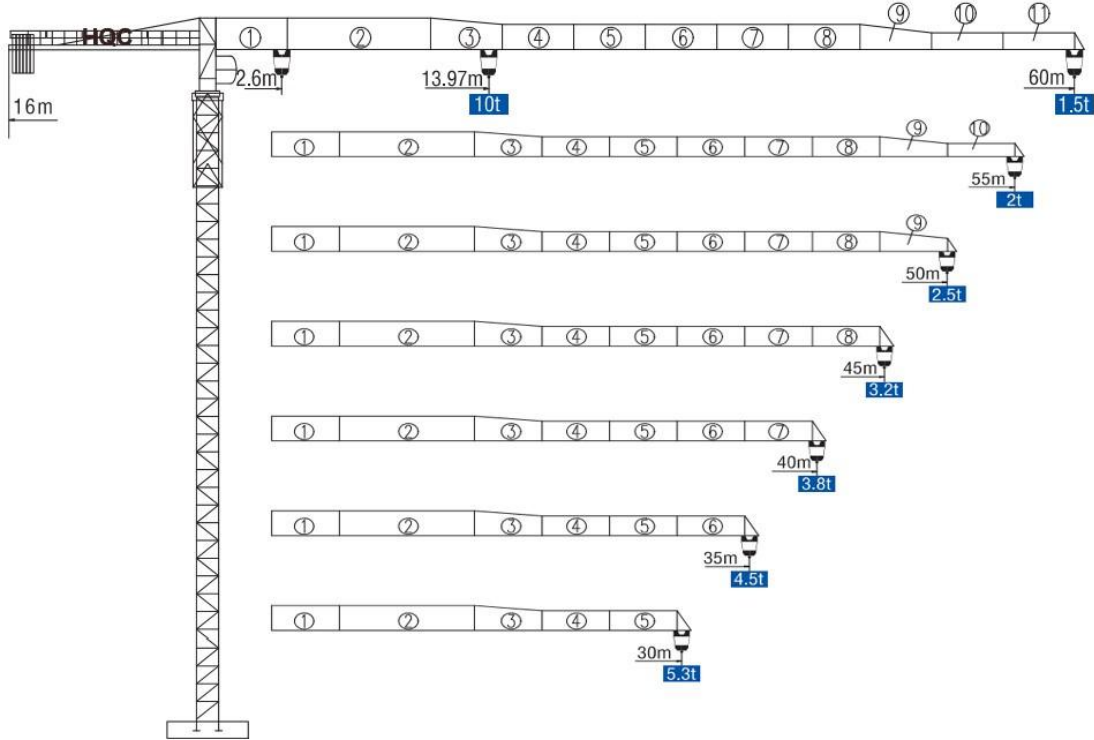


HAMMER HEAD TYPE TOPLESS TOWER CRANE XGT6015

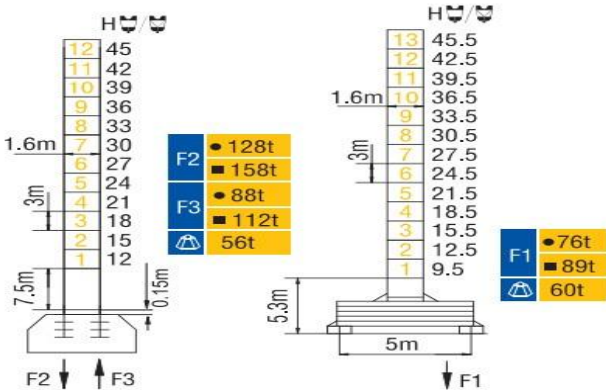


外形尺寸 Dimensions

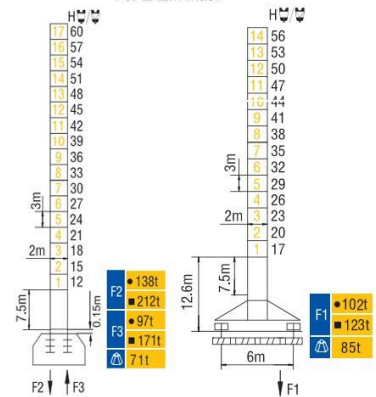


技术状态 Status

For 1.6X1.6m Mast



For 2X2m Mast

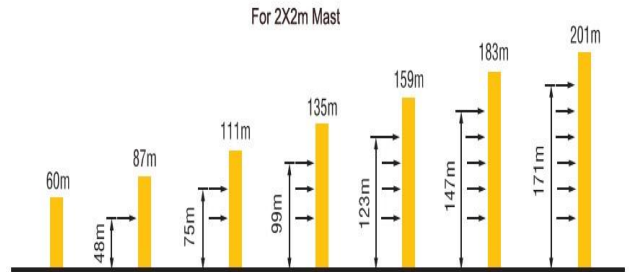
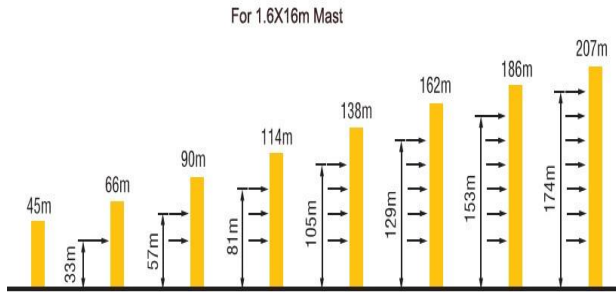


● 工作状态 In service
 ■ 非工作状态 Out of service
 ▲ 不含平衡重最大臂长最大工作高度时的自重 Without load and ballast with longest jib and maximum height

起重特性 Load Diagrams

起重臂 (m) jib	R _{min}	R (C _{max})	C _{max}	幅度 (m) Range										
				15	20	25	30	35	40	45	50	55	60	
60m		2.6	25.44	5t	5000			3980	3266	2733	2321	1992	1723	1500
		2.6	13.97	10t	8993	6399	4871	3864	3150	2617	2204	1875	1607	1384
55m		2.6	28	5t	5000			4493	3704	3116	2660	2296	2000	
		2.6	14.5	10t	10000	7177	5489	4376	3587	2999	2543	2180	1884	
50m		2.6	28.7	5t	5000			4835	3996	3371	2886	2500		
		2.6	15.5	10t	10000	7696	5901	4718	3880	3254	2770	2384		
45m		2.6	30.53	5t	5000			4401	3724	3200				
		2.6	15.95	10t	10000	8145	6473	5192	4285	3608	3084			
40m		2.6	31.3	5t	5000			4488	3800					
		2.6	16.3	10t	10000	8569	6595	5294	4372	3684				
35m		2.6	31.8	5t	5000			4500						
		2.6	16.7	10t	10000	8590	6612	5300	4384					
30m		2.6	32.5	5t	5000									
		2.6	16.9	10t	10000	8705	6703	5300						

附着 Anchorages



*如需达到更高的高度, 请与我们联系! For greater heights, consult us!

传动机构 Mechanisms

机构 Mechanisms	图例 Example	机构代号 Model	速度 (m/min) Speed	起重量 (t) Hoist Weight	绳容量 (m) Rope Capacity	功率 Power	
起升 Hoisting		45LVP25P		40	5	615 >615*	45kW
				80	2.5		
				20	10		
				40	5		
变幅 Trolleying		6DVF	0~63m/min			5.5kW	
		95JXL	0~58m/min			95N.m	
回转 Slewing		RCV190	0~0.6r/min			2×95N.m	
行走 Travelling		RT443	12.5/25m/min			4×1.7/3.4kW	
电源 Main supply					380V/50Hz; 440V/60Hz		
总功率 (不含顶升和行走) Gross power (excluding top-lifting and travelling)					59.5kW		

配重配置 Ballast

Counter-jib ballast			3200 (kg) / 1600 (kg) / 1000 (kg)		
			PZ3200	PZ1600	PZ1000
		(kg)			
60m	16 m	15400	4	1	1
55m	16 m	14400	4	1	0
50m	16 m	13800	4	0	1
45m	16 m	12800	4	0	0
40m	16 m	11200	3	1	0
35m	16 m	9600	2	1	1
30m	16 m	8000	2	1	0