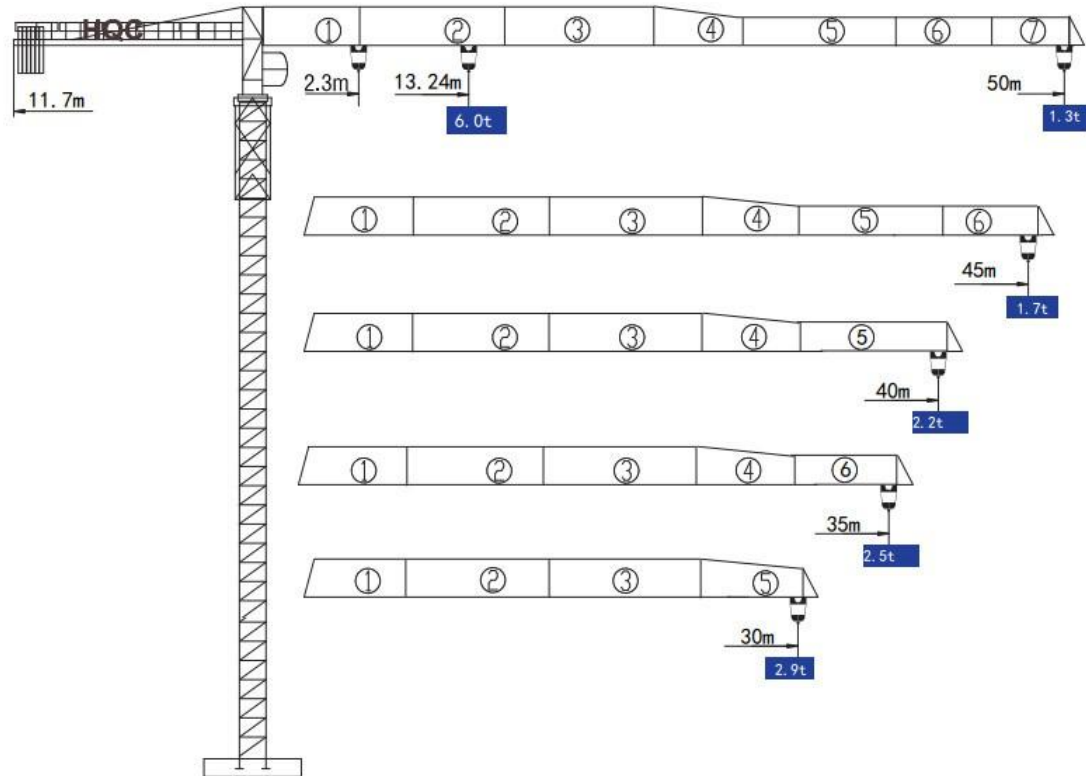


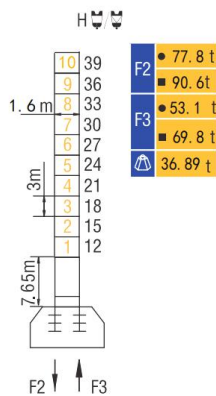
# HAMMER HEAD TYPE TOPLESS TOWER CRANE XT5013



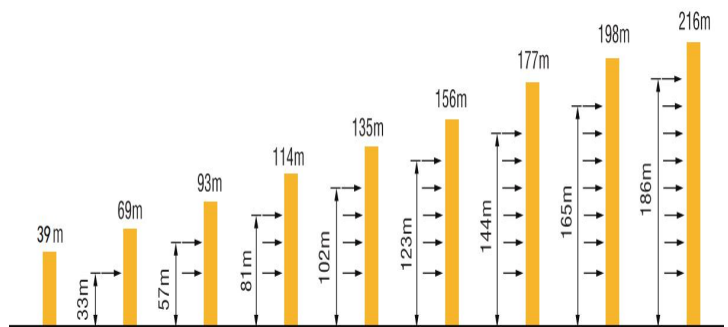
## 外形尺寸 Dimensions



## 技术状态 Status













## 附着 Anchorages



- 工作状态 In service
- 非工作状态 Out of service
- ▲ 不含平衡重最大臂长最大工作高度时的自重  
Without load and ballast with longest jib and maximum height

\* 如需达到更高的高度, 请与我们联系! For greater heights, consult us!



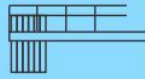
## 起重特性 Load Diagrams

起重臂 (m) jib	R <sub>min</sub>	R (C <sub>max</sub> )	C <sub>max</sub>	幅度 (m) Range										
				5	10	15	20	25	30	35	40	45	50	
50m		2.3m	25.09m	3000	3000					2320	2050	1620	1380	1300
		2.3m	13.24m	6000	6000	5243	3816	2930	2380	1940	1530	1290	1200	
45m		2.3m	27.85m	3000	3000					2756	2310	1960	1700	
		2.3m	14.7m	6000	6000	5872	4200	3300	2666	2200	1866	1600		
40m		2.3m	30.62m	3000	3000					2573	2200			
		2.3m	16.16m	6000	6000		4725	3660	2980	2470	2100			
35m		2.3m	30.90m	3000	3000					2600				
		2.3m	16.31m	6000	6000		4807	3753	3050	2500				
30m		2.3m	30.88m	3000	3000									
		2.3m	16.30m	6000	6000		4805	3750	3048					

## 传动机构 Mechanisms

机构 Mechanisms	图例 Example	机构代号 Model	速度 (m/min) Speed	起重量 (t) Hoist Weight	容绳量 (m) Rope Capacity	功率 (kW) Power	
起升 Hoisting		22QP15		0~38	3	400 m >400m*	22
				0~56	2		
				0~80	1.25		
				0~19	6		
				0~28	4		
				0~40	2.5		
变幅 Trolleying		33BDZ60	50/25m/min			3.3/2.2	
回转 Slewing		55HR120	0~0.6 r/min			5.5	
行走 Travelling		RT433	12.5/25m/min			4×1.7/3.4	
电源 Main supply				380V/440V; 50Hz/60Hz			
总功率 (不含顶升和行走) Gross power (excluding top-lifting and travelling)				30.8 kW			

## 配重配置 Ballast

Counter-jib ballast		 3450 (kg) / 2500 (kg) / 1500 (kg)			
		 (kg)	PZ3450	PZ2500	PZ1500
50m	11.7m	12300	4	1	1
45m	11.7m	11300	4	1	0
40m	11.7m	10000	4	0	0
35m	11.7m	8500	3	0	1
30m	11.7m	6300	2	1	0