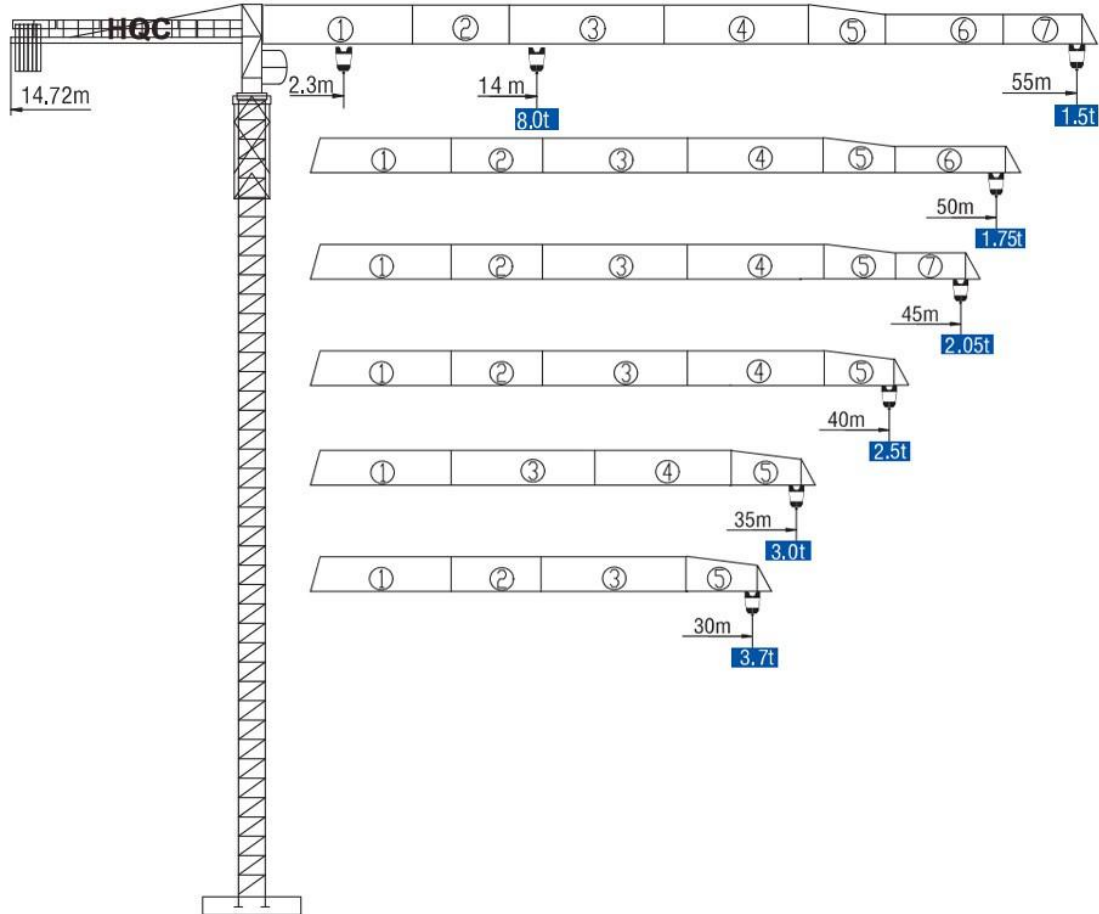


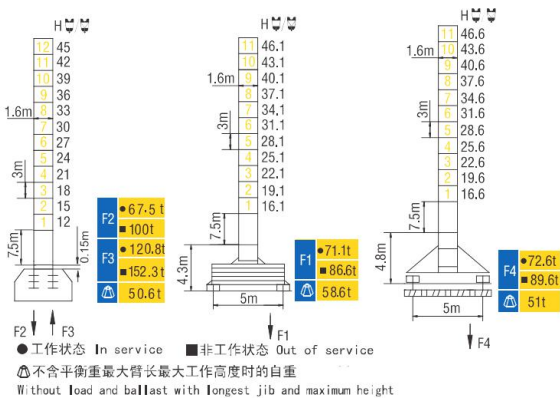
HAMMER HEAD TYPE TOPLESS TOWER CRANE XT5515



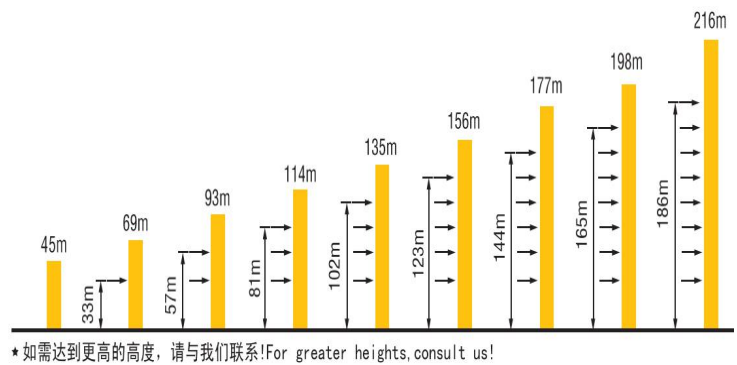
外形尺寸 Dimensions




技术状态 Status










附着 Anchorages






起重特性 Load Diagrams

起重臂 (m) jib		R _{min}	R (C _{max})	C _{max}	幅度 (m) Range									
					10	15	20	25	30	35	40	45	50	55
55m		2.3	25.7	4 t	4000				3318	2742	2313	1981	1716	1500
		2.3	14	8 t	8000	7395	5296	4061	3248	2673	2243	1911	1646	1430
50m		2.3	26	4 t	4000				3375	2791	2356	2019	1750	
		2.3	14.2	8 t	8000	7512	5383	4130	3305	2721	2286	1949	1680	
45m		2.3	26.3	4 t	4000				3423	2832	2391	2050		
		2.3	14.4	8 t	8000	7610	5455	4187	3353	2762	2321	1980		
40m		2.3	27.3	4 t	4000				3569	2956	2500			
		2.3	14.9	8 t	8000	7909	5677	4363	3499	2886	2430			
35m		2.3	27.6	4 t	4000				3620	3000				
		2.3	15	8 t	8000		5754	4425	3550	2930				
30m		2.3	28.1	4 t	4000				3700					
		2.3	15.3	8 t	8000		5876	4522	3630					

传动机构 Mechanisms

机构 Mechanisms	图例 Example	机构代号 Model	速度 (m/min) Speed		起重量 (t) Hoist Weight	容绳量 (m) Rope Capacity	功率 Power
							
起升 Hoisting		30QR20P		40	4	450 > 450 *	30/30 kW
				80	2		
				20	4		
				40	2		
变幅 Trolleying		50BT65	55/27.9 m/min			5/3.7/1.1 kW	
回转 Slewing		37HR120	0~0.6 r/min			2×3.7 kW	
行走 Travelling		RT443	12.5/25m/min			2×2.6/5.2 kW	
电源 Main supply						440V/60Hz; 380V/50Hz	
总功率 (不含顶升和行走) Gross power (excluding top-lifting and travelling)						42.4 kW	

配重配置 Ballast

Counter-jib ballast		2500(kg)/1300(kg)/1000(kg)			
		 (kg)	PZ 2500	PZ 1300	PZ 1000
55m	14.72m	11300	4	1	0
50m	14.72m	10000	4	0	0
45m	14.72m	8800	3	1	0
40m	14.72m	7500	3	0	0
35m	14.72m	6000	2	0	1
30m	14.72m	5000	2	0	0