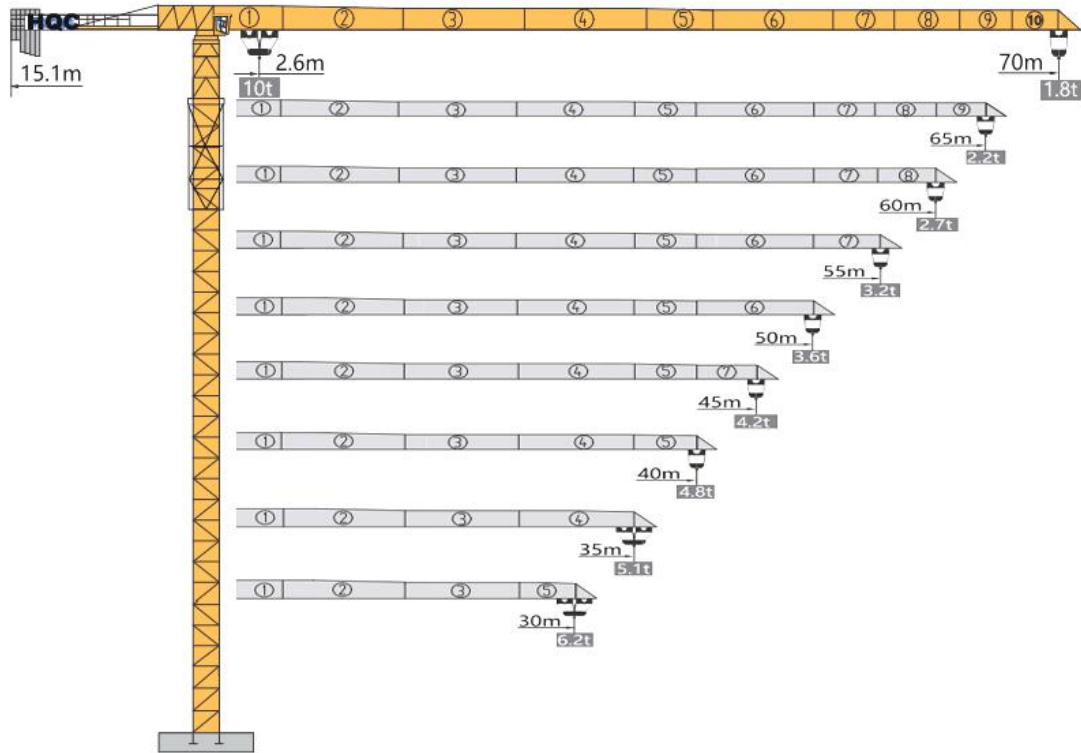


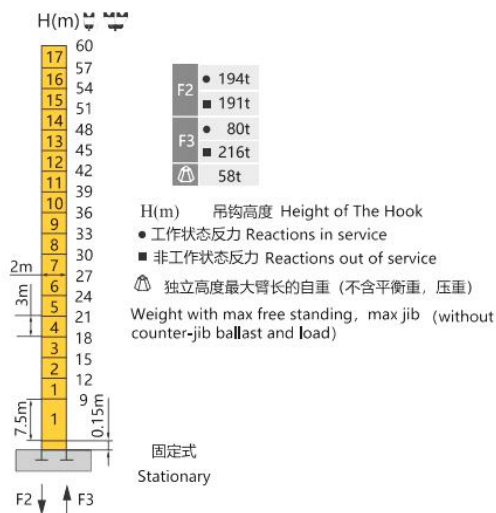
HAMMER HEAD TYPE TOPLESS TOWER CRANE XGT7018-10S



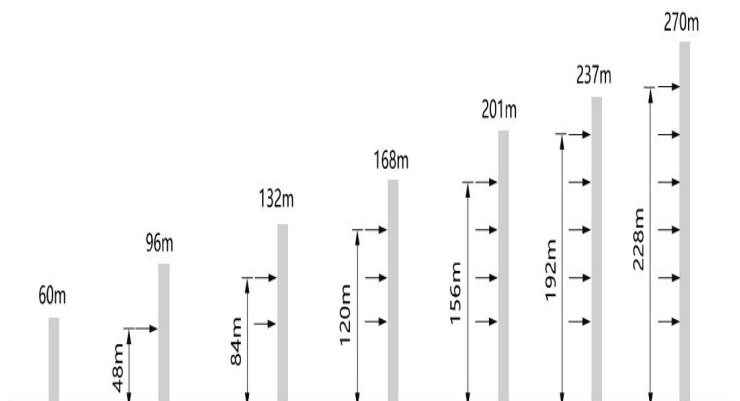
外形尺寸 Dimensions



技术状态 Status



附着 Anchorages



起重特性 Load Diagrams

起重臂 jib		R _{min}	R(C _{max})	C _{max}	幅度 (m) / 起重量 (kg) Range(m) / Loading (kg)											
R (m)	α	m	m	kg	20	30	35	40	45	50	55	60	65	70		
70		2.6	29.8	5000	5000	4971	4178	3584	3121	2751	2449	2196	1983	1800		
		2.6	14.6	10000	7043	4363	3597	3023	2576	2219	1929	1684	1477	1300		
65		2.6	32.3	5000	5000		4582	3937	3435	3034	2705	2432	2200			
		2.6	15.9	10000	7772	4856	4023	3398	2912	2523	2204	1939	1715			
60		2.6	35.2	5000	5000			4339	3793	3356	2998		2700			
		2.6	17.4	10000	8599	5407	4495	3811	3279	2853	2505		2215			
55		2.6	37.2	5000	5000			4617	4040	3578	3200					
		2.6	18.4	10000	9176	5792	4825	4100	3535	3084	2715					
50		2.6	37.9	5000	5000			4707	4120	3650						
		2.6	18.8	10000	9378	5926	4940	4201	3625	3165						
45		2.6	38.5	5000	5000			4797	4200							
		2.6	19.2	10000	9580	6061	5056	4302	3715							
40		2.6	38.9	5000	5000			4850								
		2.6	19.4	10000	9707	6146	5128	4365								
35		2.6	35.0	5000	5000											
		2.6	19.5	10000	9772	6189	5165									
30		2.6	30.0	5000	5000											
		2.6	19.7	10000	9841	6235										

传动机构 Mechanisms

传动机构 Mechanisms	图例 Legend	型号 Model	速度 (m/min) Speed	起重量(t) Hoist Weight	容绳量(m) Rope Capacity	功率(kW) Power
起升 Hoisting		37JLF25A	0-80	1.3	615 >615 *	37
			0-60	2.5		
			0-40	5		
			0-40	2.5		
			0-30	5		
			0-20	10		
变幅 Trolleying		4JXF4	0-58m/min		4	
回转 Slewing		JH02B	0-0.6r/min		2×7.5	
行走 Travelling		RT443	0-25m/min		4×4	
电源 Main Supply					380V:50HZ 3P/ 440V:60HZ 3P	
总功率 (不含顶升和行走) Gross Power (Excluding climbing and travelling)					56kW	

配重配置 Ballast

配重配置 Counter-jib ballast		3200-2450-1000						
	(m)		(m)		(kg)	PZ3200	PZ2450	PZ1000
70	15.1	18700	4	2	1			
65	15.1	18700	4	2	1			
60	15.1	17700	4	2	0			
55	15.1	17700	4	2	0			
50	15.1	16250	4	1	1			
45	15.1	14500	3	2	0			
40	15.1	13800	4	0	1			
35	15.1	11300	2	2	0			
30	15.1	8850	2	1	0			