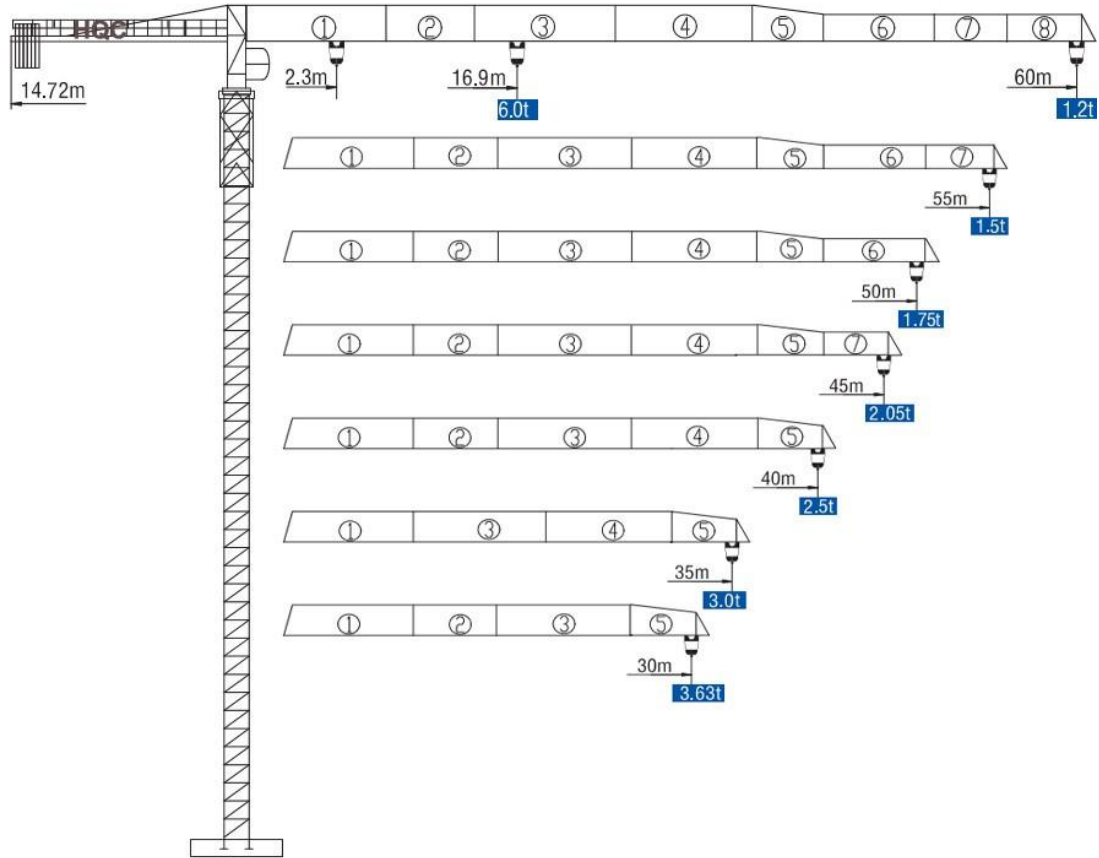


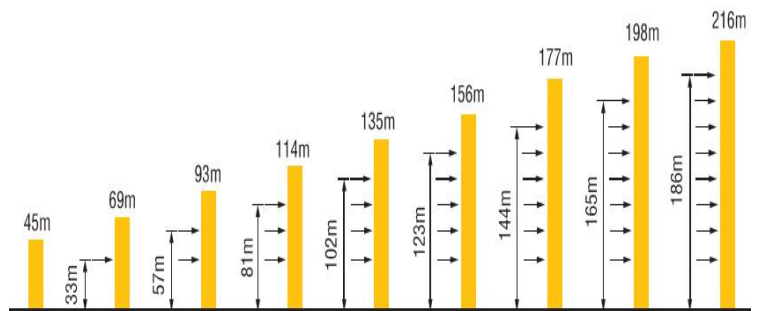
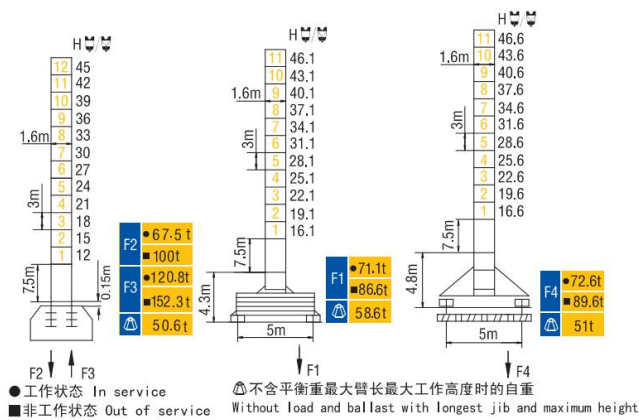
HAMMER HEAD TYPE TOPLESS TOWER CRANE XT6012



外形尺寸 Dimensions



技术状态 Status



起重特性 Load Diagrams

起重臂 (m) jib	R _{min}	R (C _{max})	C _{max}	幅度 (m) Range									
				20	25	30	35	40	45	50	55	60	
60m		2.3	30.6	3t	3000			2534	2131	1820	1571	1369	1200
		2.3	16.9	6t	4926	3736	3005	2464	2062	1750	1501	1299	1130
55m		2.3	32.6	3t	3000			2742	2313	1981	1716	1500	
		2.3	18.0	6t	5296	4061	3248	2673	2243	1911	1646	1430	
50m		2.3	33.0	3t	3000			2791	2356	2019	1750		
		2.3	18.2	6t	5383	4130	3305	2721	2286	1949	1680		
45m		2.3	33.4	3t	3000			2832	2391	2050			
		2.3	18.4	6t	5455	4187	3353	2762	2321	1980			
40m		2.3	34.6	3t	3000			2956	2500				
		2.3	19.1	6t	5677	4363	3499	2886	2430				
35m		2.3	35.0	3t	3000								
		2.3	19.3	6t	5754	4425	3550	2930					
30m		2.3	30.0	3t	3000								
		2.3	19.6	6t	5876	4522	3630						

传动机构 Mechanisms

机构 Mechanisms	图例 Example	机构代号 Model	速度 (m/min) Speed	起重量 (t) Hoist Weight	容绳量 (m) Rope Capacity	功率 Power	
起升 Hoisting		24QT15P		8.5	3	360 >360*	24/24/5, 4kW
				40	3		
				80	1.5		
				4.2	6		
				20	6		
				40	3		
变幅 Trolleying		33BDZ60	50/25m/min			3, 3/2, 2kW	
回转 Slewing		37HR100	0~0.6r/min			2×3, 7kW	
行走 Travelling		RT443	12.5/25m/min			2×2.6/5.2kW	
电源 Main supply					380V/50Hz; 440V/60Hz		
总功率 (不含顶升和行走) Gross power (excluding top-lifting and travelling)					34.7kW		

配重配置 Ballast

Counter-jib ballast		2500(kg)/1300(kg)/1000(kg)			
		(kg)	PZ 2500	PZ 1300	PZ 1000
60m	14.72m	12300	4	1	1
55m	14.72m	11300	4	1	0
50m	14.72m	10000	4	0	0
45m	14.72m	8800	3	1	0
40m	14.72m	7500	3	0	0
35m	14.72m	6000	2	0	1
30m	14.72m	5000	2	0	0